

**SERVICIO NACIONAL DE SANIDAD, INOCUIDAD Y CALIDAD AGROALIMENTARIA**  
**INFORME MENSUAL DE SEGUIMIENTO FÍSICO-FINANCIERO**  
**SANIDAD VEGETAL**

Ejercicio Fiscal: 2013

Campaña: VEF ACARO ROJO DE LAS PALMAS

Informe físico-financiero correspondiente al mes de DICIEMBRE del año 2013

Delegación Estatal: NAYARIT

Fase o condición fitosanitaria: AUSENTE: NO HAY REGISTROS DE LA PLAGA

Tipo de avance: Programación Original


Acción	Actividad	Unidad de medida	Programado anual	Físico						Financiero														
				Del Mes		Al Mes		% de avance acumulado		Ejercido del mes			Ejercido al mes			% de avance acumulado								
				Programado	Realizado	Programado	Realizado	al mes	al año	Programado anual	Programado del mes	Total	Federal	Estatal	Prod	Programado al mes	Total	Federal	Estatal	Prod	al mes	al año		
AREA DE EXPLORACION	SUPERFICIE PROGRAMADA	HECTAREAS	1,740.00	120.00	50.00	1,645.00	1,650.00	41.67%	2.87%	\$135,200.00	\$0.00	\$0.00	\$0.00	\$0.00	\$0.00	\$140,200.00	\$135,200.00	\$135,200.00	\$0.00	\$0.00	\$0.00	96.43%	100.00%	
RUTAS DE VIGILANCIA	RUTAS ESTABLECIDAS	NUMERO	10.00	0.00	0.00	10.00	17.00	0.00%	0.00%	\$0.00	\$0.00	\$0.00	\$0.00	\$0.00	\$0.00	\$0.00	\$0.00	\$0.00	\$0.00	\$0.00	\$0.00	0.00%	0.00%	
RUTAS DE VIGILANCIA	PUNTOS DE VIGILANCIA ESTABLECIDOS	NUMERO	100.00	0.00	0.00	100.00	170.00	0.00%	0.00%	\$0.00	\$0.00	\$0.00	\$0.00	\$0.00	\$0.00	\$0.00	\$0.00	\$0.00	\$0.00	\$0.00	\$0.00	0.00%	0.00%	
RUTAS DE VIGILANCIA	REVISIONES PROGRAMADAS DE PUNTOS	NUMERO	2,400.00	200.00	170.00	2,400.00	3,349.00	85.00%	7.08%	\$0.00	\$0.00	\$0.00	\$0.00	\$0.00	\$0.00	\$0.00	\$0.00	\$0.00	\$0.00	\$0.00	\$0.00	0.00%	0.00%	
CAPACITACION	CURSOS A TECNICOS	NUMERO	2.00	0.00	0.00	1.00	1.00	0.00%	0.00%	\$11,000.00	\$0.00	\$0.00	\$0.00	\$0.00	\$0.00	\$11,000.00	\$11,000.00	\$11,000.00	\$0.00	\$0.00	\$0.00	100.00%	100.00%	
CAPACITACION	PLATICAS A PRODUCTORES	NUMERO	12.00	3.00	0.00	12.00	9.00	0.00%	0.00%	\$0.00	\$0.00	\$0.00	\$0.00	\$0.00	\$0.00	\$0.00	\$0.00	\$0.00	\$0.00	\$0.00	\$0.00	0.00%	0.00%	
SUPERVISION	SUPERVISION POR OASV	NUMERO	5.00	0.00	0.00	5.00	4.00	0.00%	0.00%	\$5,000.00	\$0.00	\$0.00	\$0.00	\$0.00	\$0.00	\$5,000.00	\$5,000.00	\$5,000.00	\$0.00	\$0.00	\$0.00	5000.00%	100.00%	
SUPERVISION	SUPERVISION POR LA DELEGACION ESTATAL	NUMERO	1.00	0.00	0.00	0.00	1.00	0.00%	0.00%	\$0.00	\$0.00	\$0.00	\$0.00	\$0.00	\$0.00	\$0.00	\$0.00	\$0.00	\$0.00	\$0.00	\$0.00	0.00%	0.00%	
SUPERVISION	SUPERVISION POR LA DGSV	NUMERO	1.00	0.00	0.00	0.00	1.00	0.00%	0.00%	\$0.00	\$0.00	\$0.00	\$0.00	\$0.00	\$0.00	\$0.00	\$0.00	\$0.00	\$0.00	\$0.00	\$0.00	0.00%	0.00%	
EVALUACION	EVALUACION POR LA DELEGACION ESTATAL	NUMERO	1.00	1.00	1.00	1.00	1.00	100.00%	100.00%	\$0.00	\$0.00	\$0.00	\$0.00	\$0.00	\$0.00	\$0.00	\$0.00	\$0.00	\$0.00	\$0.00	\$0.00	\$0.00	0.00%	0.00%
PARCELA CENTINELA	PARCELAS ESTABLECIDAS	NUMERO	10.00	0.00	0.00	10.00	11.00	0.00%	0.00%	\$0.00	\$0.00	\$0.00	\$0.00	\$0.00	\$0.00	\$0.00	\$0.00	\$0.00	\$0.00	\$0.00	\$0.00	\$0.00	0.00%	0.00%
PARCELA CENTINELA	REVISIONES PROGRAMADAS	NUMERO	240.00	20.00	19.00	240.00	255.00	95.00%	7.92%	\$0.00	\$0.00	\$0.00	\$0.00	\$0.00	\$0.00	\$0.00	\$0.00	\$0.00	\$0.00	\$0.00	\$0.00	\$0.00	0.00%	0.00%
<b>Totales</b>										\$151,200.00	\$0.00	\$0.00	\$0.00	\$0.00	\$0.00	\$0.00	\$151,200.00	\$151,200.00	\$151,200.00	\$0.00	\$0.00	100.00%	100.00%	

**CERTIFICA**



ING. JORGE ARTURO ENRIQUEZ ROSALES  
GERENTE DEL CESAVENAY

**CERTIFICA**



ING. MIGUEL ANTONIO FREGOZO RIVERA  
SUBSECRETARIO DE LA SAGADERP

**CERTIFICA**



ING. JOSE LUIS DOMINGUEZ GONZALEZ  
REPRESENTANTE DE SAGARPA

**SERVICIO NACIONAL DE SANIDAD, INOCUIDAD Y CALIDAD AGROALIMENTARIA**  
**INFORME MENSUAL DE SEGUIMIENTO FÍSICO-FINANCIERO**  
**SANIDAD VEGETAL**

Ejercicio Fiscal: 2013

Campaña: VEF ROYA ASIATICA DE LA SOYA

Informe fisico-financiero correspondiente al mes de DICIEMBRE del año 2013

Delegación Estatal: NAYARIT

Fase o condición fitosanitaria: AUSENTE: NO HAY REGISTROS DE LA PLAGA

Tipo de avance: Programación Original

Acción	Actividad	Unidad de medida	Programado anual	Físico						Financiero													
				Del Mes		Al Mes		% de avance acumulado		Programado anual	Programado del mes	Total	Ejercido del mes			Programado al mes	Total	Ejercido al mes			% de avance acumulado		
				Programado	Realizado	Programado	Realizado	al mes	al año				Federal	Estatad	Prod			Federal	Estatad	Prod	al mes	al año	
PARCELA CENTINELA	PARCELAS ESTABLECIDAS	NUMERO	10.00	0.00	0.00	10.00	11.00	0.00%	0.00%	\$0.00	\$0.00	\$0.00	\$0.00	\$0.00	\$0.00	\$0.00	\$0.00	\$0.00	\$0.00	\$0.00	\$0.00	0.00%	0.00%
PARCELA CENTINELA	REVISIONES PROGRAMADAS	NUMERO	240.00	10.00	66.00	240.00	277.00	660.00%	27.50%	\$0.00	\$0.00	\$0.00	\$0.00	\$0.00	\$0.00	\$0.00	\$0.00	\$0.00	\$0.00	\$0.00	\$0.00	0.00%	0.00%
RUTAS DE VIGILANCIA	RUTAS ESTABLECIDAS	NUMERO	2.00	0.00	0.00	2.00	1.00	0.00%	0.00%	\$0.00	\$0.00	\$0.00	\$0.00	\$0.00	\$0.00	\$0.00	\$0.00	\$0.00	\$0.00	\$0.00	\$0.00	0.00%	0.00%
RUTAS DE VIGILANCIA	PUNTOS DE VIGILANCIA ESTABLECIDOS	NUMERO	20.00	0.00	0.00	20.00	0.00	0.00%	0.00%	\$0.00	\$0.00	\$0.00	\$0.00	\$0.00	\$0.00	\$0.00	\$0.00	\$0.00	\$0.00	\$0.00	\$0.00	0.00%	0.00%
RUTAS DE VIGILANCIA	REVISIONES PROGRAMADAS DE PUNTOS	NUMERO	240.00	60.00	120.00	240.00	250.00	200.00%	50.00%	\$0.00	\$0.00	\$0.00	\$0.00	\$0.00	\$0.00	\$0.00	\$0.00	\$0.00	\$0.00	\$0.00	\$0.00	0.00%	0.00%
CAPACITACION	CURSOS A TECNICOS	NUMERO	1.00	0.00	0.00	0.00	0.00	0.00%	0.00%	\$23,000.00	\$23,000.00	\$23,000.00	\$23,000.00	\$0.00	\$0.00	\$23,000.00	\$23,000.00	\$23,000.00	\$0.00	\$0.00	\$0.00	100.00%	100.00%
CAPACITACION	PLATICAS A PRODUCTORES	NUMERO	6.00	5.00	3.00	6.00	3.00	60.00%	50.00%	\$0.00	\$0.00	\$0.00	\$0.00	\$0.00	\$0.00	\$0.00	\$0.00	\$0.00	\$0.00	\$0.00	\$0.00	0.00%	0.00%
SUPERVISION	SUPERVISION DGSV	NUMERO	1.00	1.00	1.00	1.00	1.00	100.00%	100.00%	\$0.00	\$0.00	\$0.00	\$0.00	\$0.00	\$0.00	\$0.00	\$0.00	\$0.00	\$0.00	\$0.00	\$0.00	0.00%	0.00%
SUPERVISION	SUPERVISION POR LA DELEGACION ESTATAL	NUMERO	1.00	1.00	1.00	1.00	1.00	100.00%	100.00%	\$0.00	\$0.00	\$0.00	\$0.00	\$0.00	\$0.00	\$0.00	\$0.00	\$0.00	\$0.00	\$0.00	\$0.00	0.00%	0.00%
SUPERVISION	SUPERVISION POR OASV	NUMERO	3.00	0.00	0.00	1.00	0.00	0.00%	0.00%	\$8,750.00	\$8,750.00	\$8,750.00	\$8,750.00	\$0.00	\$0.00	\$8,750.00	\$8,750.00	\$8,750.00	\$0.00	\$0.00	\$0.00	100.00%	100.00%
EVALUACION	EVALUACION POR LA DELEGACION ESTATAL	NUMERO	1.00	1.00	1.00	1.00	1.00	100.00%	100.00%	\$0.00	\$0.00	\$0.00	\$0.00	\$0.00	\$0.00	\$0.00	\$0.00	\$0.00	\$0.00	\$0.00	\$0.00	0.00%	0.00%
AREA DE EXPLORACION	SUPERFICIE PROGRAMADA	HECTAREAS	300.00	100.00	162.00	300.00	369.50	162.00%	54.00%	\$125,750.00	\$17,750.00	\$47,636.64	\$47,636.64	\$0.00	\$0.00	\$125,750.00	\$125,750.00	\$125,750.00	\$0.00	\$0.00	\$0.00	100.00%	100.00%
Totales										\$157,500.00	\$49,500.00	\$79,386.64	\$79,386.64	\$0.00	\$0.00	\$157,500.00	\$157,500.00	\$157,500.00	\$0.00	\$0.00	100.00%	100.00%	

CERTIFICA

ING. JORGE ARTURO ENRIQUEZ ROSALES  
GERENTE DEL CESA VENAY

CERTIFICA

ING. MIGUEL ANTONIO FREGOZO RIVERA  
SUBSECRETARIO DE LA SAGADERP

CERTIFICA

ING. JOSE LUIS DOMINGUEZ GONZALEZ  
REPRESENTANTE DE SAGARPA

**SERVICIO NACIONAL DE SANIDAD, INOCUIDAD Y CALIDAD AGROALIMENTARIA**  
**INFORME MENSUAL DE SEGUIMIENTO FÍSICO-FINANCIERO**  
**SANIDAD VEGETAL**

Ejercicio Fiscal: 2013

Campaña: VEF COMPLEJO TEA SHOT HOLE BORER

Informe físico-financiero correspondiente al mes de DICIEMBRE del año 2013

Delegación Estatal: NAYARIT

Fase o condición fitosanitaria: AUSENTE

Tipo de avance: Programación Original


Acción	Actividad	Unidad de medida	Programado anual	Físico						Financiero													
				Del Mes		Al Mes		% de avance acumulado		Programado anual	Programado del mes	Ejercido del mes			Ejercido al mes				% de avance acumulado				
				Programado	Realizado	Programado	Realizado	al mes	al año			Total	Federal	Estatad	Prod	Programado al mes	Total	Federal	Estatad	Prod	al mes	al año	
RUTAS DE TRAMPEO	RUTAS ESTABLECIDAS	NUMERO	2.00	0.00	0.00	2.00	2.00	0.00%	0.00%	\$0.00	\$0.00	\$0.00	\$0.00	\$0.00	\$0.00	\$0.00	\$0.00	\$0.00	\$0.00	\$0.00	\$0.00	0.00%	0.00%
RUTAS DE TRAMPEO	TRAMPAS INSTALADAS	NUMERO	20.00	0.00	0.00	20.00	20.00	0.00%	0.00%	\$0.00	\$0.00	\$0.00	\$0.00	\$0.00	\$0.00	\$0.00	\$0.00	\$0.00	\$0.00	\$0.00	\$0.00	0.00%	0.00%
RUTAS DE TRAMPEO	REVISIONES PROGRAMADAS	NUMERO	640.00	100.00	100.00	640.00	640.00	100.00%	15.63%	\$245,960.00	\$75,960.00	\$70,490.24	\$70,490.24	\$0.00	\$0.00	\$245,960.00	\$245,960.00	\$245,960.00	\$0.00	\$0.00	\$0.00	100.00%	100.00%
CAPACITACION	CURSOS A TECNICOS	NUMERO	1.00	0.00	0.00	1.00	1.00	0.00%	0.00%	\$13,000.00	\$0.00	\$7,375.00	\$7,375.00	\$0.00	\$0.00	\$13,000.00	\$13,000.00	\$13,000.00	\$0.00	\$0.00	\$0.00	100.00%	100.00%
CAPACITACION	PLATICAS A PRODUCTORES	NUMERO	7.00	3.00	3.00	7.00	6.00	100.00%	42.86%	\$0.00	\$0.00	\$0.00	\$0.00	\$0.00	\$0.00	\$0.00	\$0.00	\$0.00	\$0.00	\$0.00	\$0.00	0.00%	0.00%
DIVULGACION	TRIPTICOS, FOLLETOS, LONAS, ETC	NUMERO	503.00	0.00	0.00	503.00	503.00	0.00%	0.00%	\$9,200.00	\$0.00	\$5,777.65	\$5,777.65	\$0.00	\$0.00	\$9,200.00	\$9,200.00	\$9,200.00	\$0.00	\$0.00	\$0.00	100.00%	100.00%
SUPERVISION	SUPERVISION POR LA DGSV	NUMERO	1.00	0.00	0.00	1.00	2.00	0.00%	0.00%	\$0.00	\$0.00	\$0.00	\$0.00	\$0.00	\$0.00	\$0.00	\$0.00	\$0.00	\$0.00	\$0.00	\$0.00	0.00%	0.00%
SUPERVISION	SUPERVISION POR LA DELEGACION ESTATAL	NUMERO	1.00	1.00	1.00	1.00	1.00	100.00%	100.00%	\$0.00	\$0.00	\$0.00	\$0.00	\$0.00	\$0.00	\$0.00	\$0.00	\$0.00	\$0.00	\$0.00	\$0.00	0.00%	0.00%
SUPERVISION	SUPERVISION POR OASV	NUMERO	4.00	0.00	0.00	4.00	3.00	0.00%	0.00%	\$5,000.00	\$5,000.00	\$5,000.00	\$5,000.00	\$0.00	\$0.00	\$5,000.00	\$5,000.00	\$5,000.00	\$0.00	\$0.00	\$0.00	100.00%	100.00%
EVALUACION	EVALUACION POR LA DELEGACION ESTATAL	NUMERO	1.00	1.00	1.00	1.00	1.00	100.00%	100.00%	\$0.00	\$0.00	\$0.00	\$0.00	\$0.00	\$0.00	\$0.00	\$0.00	\$0.00	\$0.00	\$0.00	\$0.00	0.00%	0.00%
AREA DE EXPLORACION	SUPERFICIE PROGRAMADA	HECTAREAS	270.00	60.00	2.00	270.00	262.50	3.33%	0.74%	\$0.00	\$0.00	\$0.00	\$0.00	\$0.00	\$0.00	\$0.00	\$0.00	\$0.00	\$0.00	\$0.00	\$0.00	0.00%	0.00%
RUTAS DE VIGILANCIA	RUTAS ESTABLECIDAS	NUMERO	5.00	0.00	0.00	5.00	5.00	0.00%	0.00%	\$0.00	\$0.00	\$0.00	\$0.00	\$0.00	\$0.00	\$0.00	\$0.00	\$0.00	\$0.00	\$0.00	\$0.00	0.00%	0.00%
RUTAS DE VIGILANCIA	PUNTOS DE VIGILANCIA ESTABLECIDOS	NUMERO	50.00	0.00	0.00	50.00	0.00	0.00%	0.00%	\$0.00	\$0.00	\$0.00	\$0.00	\$0.00	\$0.00	\$0.00	\$0.00	\$0.00	\$0.00	\$0.00	\$0.00	0.00%	0.00%
RUTAS DE VIGILANCIA	REVISIONES PROGRAMADAS DE PUNTOS	NUMERO	400.00	110.00	30.00	400.00	430.00	27.27%	7.50%	\$0.00	\$0.00	\$0.00	\$0.00	\$0.00	\$0.00	\$0.00	\$0.00	\$0.00	\$0.00	\$0.00	\$0.00	0.00%	0.00%
Totales										\$272,160.00	\$90,960.00	\$98,642.89	\$98,642.89	\$0.00	\$0.00	\$272,160.00	\$272,160.00	\$272,160.00	\$0.00	\$0.00	100.00%	100.00%	

CERTIFICA



ING. JORGE ARTURO ENRIQUEZ ROSALES  
GERENTE DEL CESAVENAY

CERTIFICA



ING. MIGUEL ANTONIO FREGOZO RIVERA  
SUBSECRETARIO DE LA SAGADERP

CERTIFICA



ING. JOSE LUIS DOMINGUEZ GONZALEZ  
REPRESENTANTE DE SAGARPA



**SERVICIO NACIONAL DE SANIDAD, INOCUIDAD Y CALIDAD AGROALIMENTARIA**  
**INFORME MENSUAL DE SEGUIMIENTO FÍSICO-FINANCIERO**  
**SANIDAD VEGETAL**

Ejercicio Fiscal: 2013

Campaña: VEF PLAGAS REGLAMENTADAS DE LOS CITRICOS

Informe físico-financiero correspondiente al mes de DICIEMBRE del año 2013

Delegación Estatal: NAYARIT

Fase o condición fitosanitaria: AUSENTE NO HAY REGISTROS DE LA PLAGA

Tipo de avance: Programación Original

Acción	Actividad	Unidad de medida	Programado anual	Físico						Financiero												
				Del Mes		Al Mes		% de avance acumulado		Ejercido del mes				Ejercido al mes				% de avance acumulado				
				Programado	Realizado	Programado	Realizado	al mes	al año	Programado anual	Programado del mes	Total	Federal	Estatal	Prod	Programado al mes	Total	Federal	Estatal	Prod	al mes	al año
DIVULGACION	TRIPTICOS	NUMERO	500.00	0.00	0.00	500.00	500.00	0.00%	0.00%	\$8,200.00	\$0.00	\$5,163.53	\$5,163.53	\$0.00	\$0.00	\$8,200.00	\$8,200.00	\$8,200.00	\$0.00	\$0.00	100.00%	100.00%
RUTAS DE VIGILANCIA	RUTAS ESTABLECIDAS	NUMERO	7.00	0.00	0.00	7.00	7.00	0.00%	0.00%	\$0.00	\$0.00	\$0.00	\$0.00	\$0.00	\$0.00	\$0.00	\$0.00	\$0.00	\$0.00	\$0.00	0.00%	0.00%
RUTAS DE VIGILANCIA	PUNTOS DE VIGILANCIA ESTABLECIDOS	NUMERO	70.00	0.00	0.00	70.00	70.00	0.00%	0.00%	\$0.00	\$0.00	\$0.00	\$0.00	\$0.00	\$0.00	\$0.00	\$0.00	\$0.00	\$0.00	\$0.00	0.00%	0.00%
RUTAS DE VIGILANCIA	REVISIONES PROGRAMADAS DE PUNTOS	NUMERO	1,680.00	140.00	117.00	1,680.00	1,776.00	83.57%	6.96%	\$0.00	\$0.00	\$0.00	\$0.00	\$0.00	\$0.00	\$0.00	\$0.00	\$0.00	\$0.00	\$0.00	0.00%	0.00%
RUTAS DE TRAMPEO	RUTAS ESTABLECIDAS	NUMERO	1.00	0.00	0.00	1.00	1.00	0.00%	0.00%	\$20,000.00	\$18,400.00	\$15,451.57	\$15,451.57	\$0.00	\$0.00	\$20,000.00	\$15,451.57	\$15,451.57	\$0.00	\$0.00	77.26%	77.26%
RUTAS DE TRAMPEO	TRAMPAS INSTALADAS	NUMERO	20.00	0.00	0.00	20.00	20.00	0.00%	0.00%	\$0.00	\$0.00	\$0.00	\$0.00	\$0.00	\$0.00	\$0.00	\$0.00	\$0.00	\$0.00	\$0.00	0.00%	0.00%
PARCELA CENTINELA	REVISIONES PROGRAMADAS	NUMERO	240.00	20.00	15.00	240.00	240.00	75.00%	6.25%	\$0.00	\$0.00	\$0.00	\$0.00	\$0.00	\$0.00	\$0.00	\$0.00	\$0.00	\$0.00	\$0.00	0.00%	0.00%
EVALUACION	EVALUACION POR LA DELEGACION	NUMERO	1.00	1.00	1.00	1.00	1.00	100.00%	100.00%	\$0.00	\$0.00	\$0.00	\$0.00	\$0.00	\$0.00	\$0.00	\$0.00	\$0.00	\$0.00	\$0.00	0.00%	0.00%
RUTAS DE TRAMPEO	REVISIONES PROGRAMADAS	NUMERO	940.00	80.00	80.00	940.00	940.00	75.00%	6.38%	\$0.00	\$0.00	\$0.00	\$0.00	\$0.00	\$0.00	\$7,500.00	\$7,500.00	\$7,500.00	\$0.00	\$0.00	100.00%	7500.00%
CAPACITACION	CURSOS A TÉCNICOS PLANTAS A PRODUCTORES	NUMERO	1.00	0.00	0.00	1.00	1.00	0.00%	0.00%	\$13,000.00	\$0.00	\$8,362.03	\$8,362.03	\$0.00	\$0.00	\$13,000.00	\$15,866.41	\$15,866.41	\$0.00	\$0.00	122.05%	122.05%
DIVULGACION	LONAS	NUMERO	4.00	0.00	0.00	4.00	4.00	0.00%	0.00%	\$0.00	\$0.00	\$0.00	\$0.00	\$0.00	\$0.00	\$3,200.00	\$0.00	\$0.00	\$0.00	\$0.00	0.00%	0.00%
AREA DE EXPLORACION	SUPERFICIE PROGRAMADA	HECTAREAS	380.00	60.00	1.00	360.00	366.50	1.67%	0.28%	\$383,510.00	\$2,910.00	\$43,502.42	\$43,502.42	\$0.00	\$0.00	\$383,510.00	\$383,510.00	\$383,510.00	\$0.00	\$0.00	100.00%	100.00%
PARCELA CENTINELA	PARCELAS ESTABLECIDAS	NUMERO	5.00	0.00	0.00	5.00	5.00	0.00%	0.00%	\$0.00	\$0.00	\$0.00	\$0.00	\$0.00	\$0.00	\$0.00	\$0.00	\$0.00	\$0.00	\$0.00	0.00%	0.00%
SUPERVISION	SUPERVISION POR OASV	NUMERO	5.00	1.00	0.00	5.00	4.00	0.00%	0.00%	\$11,250.00	\$0.00	\$0.00	\$0.00	\$0.00	\$0.00	\$0.00	\$0.00	\$0.00	\$0.00	\$0.00	0.00%	0.00%
SUPERVISION	SUPERVISION DGSV	NUMERO	1.00	1.00	0.00	1.00	1.00	0.00%	0.00%	\$0.00	\$0.00	\$0.00	\$0.00	\$0.00	\$0.00	\$0.00	\$0.00	\$0.00	\$0.00	\$0.00	0.00%	0.00%
DIAGNOSTICO	MUESTRAS	NUMERO	0.00	0.00	0.00	0.00	3.00	0.00%	0.00%	\$0.00	\$0.00	\$0.00	\$0.00	\$0.00	\$0.00	\$0.00	\$0.00	\$0.00	\$0.00	\$0.00	0.00%	0.00%
<b>Totales</b>										\$435,960.00	\$21,310.00	\$72,479.55	\$72,479.55	\$0.00	\$0.00	\$435,410.00	\$430,527.98	\$430,527.98	\$0.00	\$0.00	98.88%	98.75%

CERTIFICA

ING. JORGE ARTURO ENRIQUEZ ROSALES  
GERENTE DEL CESAVENAY

CERTIFICA

ING. MIGUEL ANTONIO FREGOZO RIVERA  
SUBSECRETARIO DE LA SAGADERP

CERTIFICA

ING. JOSE LUIS DOMINGUEZ GONZALEZ  
REPRESENTANTE DE SAGARPA

**SERVICIO NACIONAL DE SANIDAD, INOCUIDAD Y CALIDAD AGROALIMENTARIA**  
**INFORME MENSUAL DE SEGUIMIENTO FÍSICO-FINANCIERO**  
**SANIDAD VEGETAL**

Ejercicio Fiscal: 2013

Campaña: VEF FUSARIOSIS DE LA PIÑA

Informe físico-financiero correspondiente al mes de DICIEMBRE del año 2013

Delegación Estatal: NAYARIT

Fase o condición fitosanitaria: AUSENTE NO HAY REGISTROS DE LA PLAGA

Tipo de avance: Programación Original

Acción	Actividad	Unidad de medida	Programado anual	Físico						Financiero												
				Del Mes		Al Mes		% de avance acumulado		Programado anual	Programado del mes	Total	Ejercido del mes			Ejercido al mes			% de avance acumulado			
				Programado	Realizado	Programado	Realizado	al mes	al año				Federal	Estatal	Productores	Programado al mes	Total	Federal	Estatal	Pro	al mes	al año
AREA DE EXPLORACION	SUPERVISION PROGRAMADA	HECTAREAS	456.00	45.00	10.50	452.00	514.50	23.33%	2.30%	\$222,310.00	\$37,310.00	\$64,524.87	\$64,524.87	\$0.00	\$0.00	\$222,310.00	\$222,310.00	\$222,310.00	\$0.00	\$0.00	100.00%	100.00%
CAPACITACION	PLATICAS A PRODUCTORES	NUMERO	10.00	1.00	1.00	10.00	10.00	100.00%	10.00%	\$0.00	\$0.00	\$0.00	\$0.00	\$0.00	\$0.00	\$0.00	\$0.00	\$0.00	\$0.00	\$0.00	0.00%	0.00%
CAPACITACION	CURSOS A TECNICOS	NUMERO	1.00	0.00	0.00	1.00	1.00	0.00%	0.00%	\$13,000.00	\$0.00	\$8,284.70	\$8,284.70	\$0.00	\$0.00	\$13,000.00	\$13,000.00	\$13,000.00	\$0.00	\$0.00	99.99%	100.00%
DIVULGACION	TRIPTICOS	NUMERO	500.00	0.00	0.00	1,000.00	500.00	0.00%	0.00%	\$8,200.00	\$0.00	\$5,163.53	\$5,163.53	\$0.00	\$0.00	\$16,400.00	\$8,200.00	\$8,200.00	\$0.00	\$0.00	50.00%	100.00%
DIVULGACION	LONAS	NUMERO	5.00	0.00	0.00	5.00	5.00	0.00%	0.00%	\$0.00	\$0.00	\$0.00	\$0.00	\$0.00	\$0.00	\$0.00	\$0.00	\$0.00	\$0.00	\$0.00	0.00%	0.00%
SUPERVISION	SUPERVISION DSSV	NUMERO	1.00	0.00	0.00	0.00	1.00	0.00%	0.00%	\$0.00	\$0.00	\$0.00	\$0.00	\$0.00	\$0.00	\$0.00	\$0.00	\$0.00	\$0.00	\$0.00	0.00%	0.00%
SUPERVISION	SUPERVISION POR LA DELEGACION ESTATAL	NUMERO	1.00	0.00	0.00	0.00	1.00	0.00%	0.00%	\$0.00	\$0.00	\$0.00	\$0.00	\$0.00	\$0.00	\$0.00	\$0.00	\$0.00	\$0.00	\$0.00	0.00%	0.00%
SUPERVISION	SUPERVISION POR OASV	NUMERO	5.00	0.00	0.00	5.00	4.00	0.00%	0.00%	\$5,000.00	\$4,000.00	\$5,000.00	\$5,000.00	\$0.00	\$0.00	\$5,000.00	\$5,000.00	\$5,000.00	\$0.00	\$0.00	100.00%	100.00%
EVALUACION	EVALUACION POR LA DELEGACION ESTATAL	NUMERO	1.00	0.00	0.00	0.00	0.00	0.00%	0.00%	\$0.00	\$0.00	\$0.00	\$0.00	\$0.00	\$0.00	\$0.00	\$0.00	\$0.00	\$0.00	\$0.00	0.00%	0.00%
						Totales			\$248,510.00	\$41,310.00	\$82,973.10	\$82,973.10	\$0.00	\$0.00	\$256,711.00	\$248,510.00	\$248,510.00	\$0.00	\$0.00	96.81%	100.00%	

CERTIFICA

ING. JORGE ARTURO ENRIQUEZ ROSALES  
GERENTE DEL CESAVENAY

CERTIFICA

ING. MIGUEL ANTONIO FREGOZO RIVERA  
SUBSECRETARIO DE LA SAGADERP

CERTIFICA

ING. JOSE LUIS DOMINGUEZ GONZALEZ  
REPRESENTANTE DE SAGARPA

**SERVICIO NACIONAL DE SANIDAD, INOCUIDAD Y CALIDAD AGROALIMENTARIA**  
**INFORME MENSUAL DE SEGUIMIENTO FÍSICO-FINANCIERO**  
**SANIDAD VEGETAL**

Ejercicio Fiscal: 2013

Campaña: VEF ROYA ANARANJADA DE LA CAÑA DE AZUCAR

Informe físico-financiero correspondiente al mes de DICIEMBRE del año 2013

Delegación Estatal: NAYARIT

Fase o condición fitosanitaria: AUSENTE: NO HAY REGISTROS DE LA PLAGA

Tipo de avance: Programación Original


Acción	Actividad	Unidad de medida	Físico							Financiero													
			Programado anual	Del Mes		Al Mes		% de avance acumulado		Programado anual	Programado del mes	Total	Ejercido del mes			Ejercido al mes			% de avance acumulado				
				Programado	Realizado	Programado	Realizado	al mes	al año				Federal	Estatal	Productores	Programado al mes	Total	Federal	Estatal	Prod	al mes	al año	
ÁREA DE EXPLORACION	SUPERFICIE PROGRAMADA	HECTAREAS	6,900.00	590.00	93.00	6,900.00	7,093.25	15.78%	1.35%	\$520,320.00	\$520.00	\$0.00	\$0.00	\$0.00	\$0.00	\$0.00	\$515,720.00	\$520,683.36	\$520,683.36	\$0.00	\$0.00	100.96%	100.07%
EVALUACION	EVALUACION POR LA DELEGACION ESTATAL	NUMERO	1.00	1.00	1.00	1.00	1.00	100.00%	100.00%	\$0.00	\$0.00	\$0.00	\$0.00	\$0.00	\$0.00	\$0.00	\$0.00	\$0.00	\$0.00	\$0.00	\$0.00	0.00%	0.00%
PARCELA CENTINELA	PARCELAS ESTABLECIDAS	NUMERO	45.00	0.00	0.00	45.00	45.00	0.00%	0.00%	\$0.00	\$0.00	\$0.00	\$0.00	\$0.00	\$0.00	\$0.00	\$0.00	\$0.00	\$0.00	\$0.00	\$0.00	0.00%	0.00%
PARCELA CENTINELA	REVISIONES PROGRAMADAS	NUMERO	1,085.00	90.00	40.00	1,080.00	1,065.00	44.44%	3.70%	\$0.00	\$0.00	\$0.00	\$0.00	\$0.00	\$0.00	\$0.00	\$0.00	\$0.00	\$0.00	\$0.00	\$0.00	0.00%	0.00%
CAPACITACION	CURSOS A TECNICOS	NUMERO	2.00	0.00	0.00	1.00	1.00	0.00%	0.00%	\$26,000.00	\$0.00	\$14,087.00	\$14,087.00	\$0.00	\$0.00	\$26,000.00	\$26,000.00	\$26,000.00	\$0.00	\$0.00	\$0.00	100.00%	100.00%
CAPACITACION	PLATICAS A PRODUCTORES	NUMERO	11.00	1.00	0.00	11.00	10.00	0.00%	0.00%	\$0.00	\$0.00	\$0.00	\$0.00	\$0.00	\$0.00	\$0.00	\$0.00	\$0.00	\$0.00	\$0.00	\$0.00	0.00%	0.00%
DIAGNOSTICO	MUESTRAS	NUMERO	18.00	0.00	0.00	0.00	18.00	0.00%	0.00%	\$10,800.00	\$10,800.00	\$7,495.46	\$7,495.46	\$0.00	\$0.00	\$10,800.00	\$7,495.46	\$7,495.46	\$0.00	\$0.00	\$0.00	69.40%	69.40%
DIVULGACION	LONAS	NUMERO	10.00	0.00	0.00	10.00	10.00	0.00%	0.00%	\$3,200.00	\$0.00	\$0.00	\$0.00	\$0.00	\$0.00	\$3,200.00	\$6,141.18	\$6,141.18	\$0.00	\$0.00	\$0.00	191.91%	191.91%
SUPERVISION	SUPERVISION POR OASIS	NUMERO	5.00	3.00	0.00	5.00	5.00	0.00%	0.00%	\$6,250.00	\$6,250.00	\$6,250.00	\$6,250.00	\$0.00	\$0.00	\$6,250.00	\$6,250.00	\$6,250.00	\$0.00	\$0.00	\$0.00	100.00%	100.00%
SUPERVISION	SUPERVISION POR LA DELEGACION	NUMERO	1.00	1.00	1.00	1.00	1.00	100.00%	100.00%	\$0.00	\$0.00	\$0.00	\$0.00	\$0.00	\$0.00	\$0.00	\$0.00	\$0.00	\$0.00	\$0.00	\$0.00	0.00%	0.00%
SUPERVISION	SUPERVISION DGSV	NUMERO	1.00	0.00	0.00	0.00	1.00	0.00%	0.00%	\$0.00	\$0.00	\$0.00	\$0.00	\$0.00	\$0.00	\$0.00	\$0.00	\$0.00	\$0.00	\$0.00	\$0.00	0.00%	0.00%
			Totales:							\$566,570.00	\$17,570.00	\$27,832.46	\$27,832.46	\$0.00	\$0.00	\$561,970.00	\$566,570.00	\$566,570.00	\$0.00	\$0.00	\$0.00	100.82%	100.00%

CERTIFICA




ING. JORGE ARTURO ENRIQUEZ ROSALES  
GERENTE DEL CESA VENAY

CERTIFICA



ING. MIGUEL ANTONIO FREGOZO RIVERA  
SUBSECRETARIO DE LA SAGADERP

CERTIFICA



ING. JOSE LUIS DOMINGUEZ GONZALEZ  
REPRESENTANTE DE SAGARPA



**SERVICIO NACIONAL DE SANIDAD, INOCUIDAD Y CALIDAD AGROALIMENTARIA**  
**INFORME MENSUAL DE SEGUIMIENTO FÍSICO-FINANCIERO**  
**SANIDAD VEGETAL**

Ejercicio Fiscal: 2013

Campaña: VEF PALOMILLA DEL TOMATE

Informe físico-financiero correspondiente al mes de DICIEMBRE del año 2013

Delegación Estatal: NAYARIT

Fase o condición fitosanitaria: AUSENTE: NO HAY REGISTROS DE LA PLAGA

Tipo de avance: Programación Original

Acción	Actividad	Unidad de medida	Programado anual	Físico						Financiero														
				Del Mes		Al Mes		% de avance acumulado		Ejercido del mes			Ejercido al mes			% de avance acumulado								
				Programado	Realizado	Programado	Realizado	al mes	al año	Programado anual	Programado del mes	Total	Federal	Estatad	Prod	Programado al mes	Total	Federal	Estatad	Prod	al mes	al año		
AREA DE EXPLORACION	SUPERFICIE PROGRAMADA	HECTAREAS	530.00	80.00	52.00	530.00	540.50	65.00%	9.81%	\$0.00	\$0.00	\$0.00	\$0.00	\$0.00	\$0.00	\$0.00	\$0.00	\$0.00	\$0.00	\$0.00	\$0.00	0.00%	0.00%	
RUTAS DE TRAMPEO	RUTAS ESTABLECIDAS	NUMERO	10.00	0.00	0.00	10.00	15.00	0.00%	0.00%	\$282,148.00	\$2,148.00	\$49,228.60	\$49,228.60	\$0.00	\$0.00	\$282,148.00	\$282,148.00	\$282,148.00	\$0.00	\$0.00	\$0.00	100.00%	100.00%	
RUTAS DE TRAMPEO	REVISIONES PROGRAMADAS	NUMERO	4,080.00	400.00	319.00	4,080.00	4,172.00	77.50%	7.60%	\$0.00	\$0.00	\$0.00	\$0.00	\$0.00	\$0.00	\$0.00	\$0.00	\$0.00	\$0.00	\$0.00	\$0.00	0.00%	0.00%	
RUTAS DE TRAMPEO	TRAMPAS INSTALADAS	NUMERO	100.00	0.00	0.00	100.00	150.00	0.00%	0.00%	\$0.00	\$0.00	\$0.00	\$0.00	\$0.00	\$0.00	\$0.00	\$0.00	\$0.00	\$0.00	\$0.00	\$0.00	0.00%	0.00%	
CAPACITACION	CURSOS A TECNICOS	NUMERO	2.00	0.00	0.00	1.00	1.00	0.00%	0.00%	\$13,000.00	\$0.00	\$7,375.00	\$7,375.00	\$0.00	\$0.00	\$13,000.00	\$13,000.00	\$13,000.00	\$0.00	\$0.00	\$0.00	100.00%	100.00%	
CAPACITACION	PLATICAS PRODUCTIVAS	NUMERO	8.00	4.00	3.00	8.00	7.00	75.00%	37.50%	\$0.00	\$0.00	\$0.00	\$0.00	\$0.00	\$0.00	\$0.00	\$0.00	\$0.00	\$0.00	\$0.00	\$0.00	0.00%	0.00%	
SUPERVISION	SUPERVISION POR CASV	NUMERO	4.00	2.00	1.00	4.00	6.00	50.00%	25.00%	\$3,750.00	\$3,350.00	\$3,750.00	\$3,750.00	\$0.00	\$0.00	\$3,650.00	\$3,750.00	\$3,750.00	\$0.00	\$0.00	\$0.00	102.74%	100.00%	
SUPERVISION	SUPERVISION POR LA DELEGACION ESTATAL	NUMERO	1.00	0.00	0.00	0.00	1.00	0.00%	0.00%	\$0.00	\$0.00	\$0.00	\$0.00	\$0.00	\$0.00	\$0.00	\$0.00	\$0.00	\$0.00	\$0.00	\$0.00	0.00%	0.00%	
SUPERVISION	SUPERVISION POR LA DGSV	NUMERO	1.00	0.00	0.00	0.00	1.00	0.00%	0.00%	\$0.00	\$0.00	\$0.00	\$0.00	\$0.00	\$0.00	\$0.00	\$0.00	\$0.00	\$0.00	\$0.00	\$0.00	0.00%	0.00%	
EVALUACION	EVALUACION POR LA DELEGACION ESTATAL	NUMERO	1.00	1.00	1.00	1.00	1.00	100.00%	100.00%	\$0.00	\$0.00	\$0.00	\$0.00	\$0.00	\$0.00	\$0.00	\$0.00	\$0.00	\$0.00	\$0.00	\$0.00	\$0.00	0.00%	0.00%
DIVULGACION	LONAS	NUMERO	4.00	0.00	0.00	4.00	4.00	0.00%	0.00%	\$3,200.00	\$0.00	\$743.53	\$743.53	\$0.00	\$0.00	\$3,200.00	\$3,200.00	\$3,200.00	\$0.00	\$0.00	\$0.00	\$0.00	100.00%	100.00%
<b>Totales</b>										\$302,098.00	\$5,498.00	\$61,097.13	\$61,097.13	\$0.00	\$0.00	\$301,998.00	\$302,098.00	\$302,098.00	\$0.00	\$0.00	\$0.00	100.03%	100.00%	

CERTIFICA



ING. JORGE ARTURO ENRIQUEZ ROSALES  
GERENTE DEL CESAVENAY

CERTIFICA



ING. MIGUEL ANTONIO FREGOZO RIVERA  
SUBSECRETARIO DE LA SAGADERP

CERTIFICA



ING. JOSE LUIS DOMINGUEZ GONZALEZ  
REPRESENTANTE DE SAGARPA

**SERVICIO NACIONAL DE SANIDAD, INOCUIDAD Y CALIDAD AGROALIMENTARIA**  
**INFORME MENSUAL DE SEGUIMIENTO FÍSICO-FINANCIERO**  
**SANIDAD VEGETAL**

Ejercicio Fiscal: 2013

Campaña: VEF PLAGAS REGLAMENTADAS DEL PLATANO

Informe físico-financiero correspondiente al mes de DICIEMBRE del año 2013

Delegación Estatal: NAYARIT

Fase o condición fitosanitaria: AUSENTE NO HAY REGISTROS DE LA PLAGA

Tipo de avance: Programación Original


Acción	Actividad	Unidad de medida	Programado anual	Físico						Financiero													
				Del Mes		Al Mes		% de avance acumulado		Programado anual	Programado del mes	Total	Ejercido del mes			Ejercido al mes			% de avance acumulado				
				Programado	Realizado	Programado	Realizado	al mes	al año				Federal	Estatal	Prod	Programado al mes	Total	Federal	Estatal	Prod	al mes	al año	
RUTAS DE VIGILANCIA	REVISIONES PROGRAMADAS DE PUNTOS	NUMERO	1,680.00	140.00	140.00	1,680.00	1,681.00	100.00%	8.33%	\$0.00	\$0.00	\$0.00	\$0.00	\$0.00	\$0.00	\$0.00	\$0.00	\$0.00	\$0.00	\$0.00	\$0.00	0.00%	0.00%
DIVULGACION	Lonas	NUMERO	4.00	0.00	0.00	4.00	4.00	0.00%	0.00%	\$3,200.00	\$0.00	\$743.53	\$743.53	\$0.00	\$0.00	\$3,200.00	\$3,200.00	\$3,200.00	\$0.00	\$0.00	\$0.00	100.00%	100.00%
SUPERVISION	SUPERVISION DGSV	NUMERO	1.00	0.00	0.00	1.00	1.00	0.00%	0.00%	\$0.00	\$0.00	\$0.00	\$0.00	\$0.00	\$0.00	\$0.00	\$0.00	\$0.00	\$0.00	\$0.00	\$0.00	0.00%	0.00%
SUPERVISION	SUPERVISION POR OASV	NUMERO	11.00	2.00	0.00	11.00	7.00	0.00%	0.00%	\$6,250.00	\$2,480.00	\$4,627.00	\$4,627.00	\$0.00	\$0.00	\$6,250.00	\$6,250.00	\$6,250.00	\$0.00	\$0.00	\$0.00	100.00%	100.00%
SUPERVISION	SUPERVISION POR LA DELEGACION ESTATAL	NUMERO	1.00	0.00	1.00	1.00	1.00	1.00%	100.00%	\$0.00	\$0.00	\$0.00	\$0.00	\$0.00	\$0.00	\$0.00	\$0.00	\$0.00	\$0.00	\$0.00	\$0.00	0.00%	0.00%
CAPACITACION	CURSOS A TECNICOS	NUMERO	2.00	0.00	0.00	2.00	1.00	0.00%	0.00%	\$26,000.00	\$0.00	\$13,559.85	\$13,559.85	\$0.00	\$0.00	\$26,000.00	\$26,000.00	\$26,000.00	\$0.00	\$0.00	\$0.00	100.00%	100.00%
CAPACITACION	PLATICAS A PRODUCTORES	NUMERO	12.00	3.00	3.00	12.00	10.00	100.00%	25.00%	\$0.00	\$0.00	\$0.00	\$0.00	\$0.00	\$0.00	\$0.00	\$0.00	\$0.00	\$0.00	\$0.00	\$0.00	0.00%	0.00%
AREA DE EXPLORACION	SUPERFICIE PROGRAMADA	HECTAREAS	1,520.00	130.00	25.50	1,450.00	1,643.00	19.82%	1.68%	\$378,350.00	\$61,350.00	\$70,499.88	\$70,499.88	\$0.00	\$0.00	\$378,350.00	\$378,350.00	\$378,350.00	\$0.00	\$0.00	\$0.00	100.00%	100.00%
RUTAS DE VIGILANCIA	RUTAS ESTABLECIDAS	NUMERO	7.00	0.00	0.00	7.00	7.00	0.00%	0.00%	\$0.00	\$0.00	\$0.00	\$0.00	\$0.00	\$0.00	\$0.00	\$0.00	\$0.00	\$0.00	\$0.00	\$0.00	0.00%	0.00%
RUTAS DE VIGILANCIA	PUNTOS DE VIGILANCIA ESTABLECIDOS	NUMERO	70.00	0.00	0.00	70.00	70.00	0.00%	0.00%	\$0.00	\$0.00	\$0.00	\$0.00	\$0.00	\$0.00	\$0.00	\$0.00	\$0.00	\$0.00	\$0.00	\$0.00	0.00%	0.00%
<b>Totales</b>										\$413,800.00	\$63,830.00	\$89,430.06	\$89,430.06	\$0.00	\$0.00	\$413,800.00	\$413,800.00	\$413,800.00	\$0.00	\$0.00	100.00%	100.00%	

CERTIFICA



ING. JORGE ARTURO ENRIQUEZ ROSALES  
GERENTE DEL CESAVENAY

CERTIFICA



ING. MIGUEL ANTONIO FREGOZO RIVERA  
SUBSECRETARIO DE LA SAGADERP

CERTIFICA



ING. JOSE LUIS DOMINGUEZ GONZALEZ  
REPRESENTANTE DE SAGARPA



**SERVICIO NACIONAL DE SANIDAD, INOCUIDAD Y CALIDAD AGROALIMENTARIA**  
**INFORME MENSUAL DE SEGUIMIENTO FÍSICO-FINANCIERO**  
**SANIDAD VEGETAL**

Ejercicio Fiscal: 2013

Campaña: VEF PICUDO ROJO DE LAS PALMAS

Informe físico-financiero correspondiente al mes de DICIEMBRE del año 2013

Delegación Estatal: NAYARIT

Fase o condición fitosanitaria: AUSENTE: NO HAY REGISTROS DE LA PLAGA

Tipo de avance: Programación Original

Acción	Actividad	Unidad de medida	Físico								Financiero													
			Programado anual	Del Mes		Al Mes		% de avance acumulado		Programado anual	Programado del mes	Total	Ejercido del mes			Ejercido al mes			% de avance acumulado					
				Programado	Realizado	Programado	Realizado	al mes	al año				Federal	Estatal	Prod	Programado al mes	Total	Federal	Estatal	Prod	al mes	al año		
RUTAS DE TRAMPEO	TRAMPAS INSTALADAS	NUMERO	100.00	0.00	0.00	100.00	110.00	0.00%	0.00%	\$0.00	\$0.00	\$0.00	\$0.00	\$0.00	\$0.00	\$0.00	\$0.00	\$0.00	\$0.00	\$0.00	\$0.00	\$0.00	0.00%	0.00%
RUTAS DE TRAMPEO	REVISIONES PROGRAMADAS	NUMERO	4,600.00	300.00	220.00	4,800.00	4,880.00	73.33%	4.78%	\$0.00	\$0.00	\$0.00	\$0.00	\$0.00	\$0.00	\$0.00	\$0.00	\$0.00	\$0.00	\$0.00	\$0.00	\$0.00	0.00%	0.00%
CAPACITACION	CURSOS A TECNICOS	NUMERO	1.00	0.00	0.00	1.00	1.00	0.00%	0.00%	\$13,000.00	\$0.00	\$7,771.05	\$7,771.05	\$0.00	\$0.00	\$13,000.00	\$13,000.00	\$13,000.00	\$0.00	\$0.00	\$0.00	\$0.00	100.00%	100.00%
CAPACITACION	PLATICAS A PRODUCTORES	NUMERO	12.00	4.00	0.00	12.00	9.00	0.00%	0.00%	\$0.00	\$0.00	\$0.00	\$0.00	\$0.00	\$0.00	\$0.00	\$0.00	\$0.00	\$0.00	\$0.00	\$0.00	\$0.00	0.00%	0.00%
SUPERVISION	SUPERVISION POR OASV	NUMERO	5.00	0.00	0.00	2.00	5.00	0.00%	0.00%	\$6,250.00	\$6,250.00	\$6,250.00	\$6,250.00	\$0.00	\$0.00	\$6,250.00	\$6,250.00	\$6,250.00	\$0.00	\$0.00	\$0.00	\$0.00	100.00%	100.00%
SUPERVISION	SUPERVISION POR LA DELEGACION ESTATAL	NUMERO	1.00	1.00	1.00	1.00	2.00	100.00%	100.00%	\$0.00	\$0.00	\$0.00	\$0.00	\$0.00	\$0.00	\$0.00	\$0.00	\$0.00	\$0.00	\$0.00	\$0.00	\$0.00	0.00%	0.00%
SUPERVISION	SUPERVISION POR LA DGSV	NUMERO	1.00	0.00	0.00	0.00	1.00	0.00%	0.00%	\$0.00	\$0.00	\$0.00	\$0.00	\$0.00	\$0.00	\$0.00	\$0.00	\$0.00	\$0.00	\$0.00	\$0.00	\$0.00	0.00%	0.00%
EVALUACION	EVALUACION POR LA DELEGACION ESTATAL	NUMERO	1.00	1.00	1.00	1.00	1.00	100.00%	100.00%	\$0.00	\$0.00	\$0.00	\$0.00	\$0.00	\$0.00	\$0.00	\$0.00	\$0.00	\$0.00	\$0.00	\$0.00	\$0.00	0.00%	0.00%
DIVULGACION	LONAS	NUMERO	4.00	0.00	4.00	4.00	4.00	4.00%	100.00%	\$3,200.00	\$0.00	\$3,200.00	\$3,200.00	\$0.00	\$0.00	\$3,200.00	\$3,200.00	\$3,200.00	\$0.00	\$0.00	\$0.00	\$0.00	100.00%	100.00%
AREA DE EXPLORACION	SUPERFICIE PROGRAMADA	HECTAREAS	220.00	10.00	17.00	205.00	278.00	170.00%	7.73%	\$0.00	\$0.00	\$0.00	\$0.00	\$0.00	\$0.00	\$0.00	\$0.00	\$0.00	\$0.00	\$0.00	\$0.00	\$0.00	0.00%	0.00%
RUTAS DE TRAMPEO	RUTAS ESTABLECIDAS	NUMERO	10.00	0.00	0.00	10.00	11.00	0.00%	0.00%	\$387,352.00	\$124,025.00	\$180,857.67	\$180,857.67	\$0.00	\$0.00	\$387,325.00	\$387,352.00	\$387,352.00	\$0.00	\$0.00	\$0.00	\$0.00	100.01%	100.00%
<b>Totales</b>										\$409,802.00	\$130,275.00	\$198,078.72	\$198,078.72	\$0.00	\$0.00	\$409,775.00	\$409,802.00	\$409,802.00	\$0.00	\$0.00	\$0.00	\$0.00	100.01%	100.00%

CERTIFICA

ING. JORGE ARTURO ENRIQUEZ ROSALES  
GERENTE DEL CESAVENAY

CERTIFICA

ING. MIGUEL ANTONIO FREGOZO RIVERA  
SUBSECRETARIO DE LA SAGADERP

CERTIFICA

ING. JOSE LUIS DOMINGUEZ GONZALEZ  
REPRESENTANTE DE SAGARPA

**SERVICIO NACIONAL DE SANIDAD, INOCUIDAD Y CALIDAD AGROALIMENTARIA**  
**INFORME MENSUAL DE SEGUIMIENTO FÍSICO-FINANCIERO**  
**SANIDAD VEGETAL**

Ejercicio Fiscal: 2013

Delegación Estatal: NAYARIT

Campana: VEF GASTO ADMINISTRATIVO

Fase o condición fitosanitaria: NO APLICA

Informe físico-financiero correspondiente al mes de DICIEMBRE del año 2013

Tipo de avance: Programación Original

Acción	Actividad	Unidad de	Programado anual	Físico						Financiero													
				Del Mes		Al Mes		% de avance acumulado		Programado anual	Programado del mes	Total	Ejercido del mes			Programado al mes	Total	Ejercido al mes			% de avance acumulado		
				Programado	Realizado	Programado	Realizado	al mes	al año				Federal	Estatal	Productores			Federal	Estatal	Prod	al mes	al año	
SERVICIOS	RECURSO EJERCIDO	PESOS	0.00	0.00	0.00	0.00	0.00	0.00%	0.00%	\$54,600.00	\$0.00	\$0.00	\$0.00	\$0.00	\$0.00	\$56,575.00	\$54,600.00	\$54,600.00	\$0.00	\$0.00	\$0.00	98.25%	100.00%
RECURSOS HUMANOS	RECURSO EJERCIDO	PESOS	0.00	0.00	0.00	0.00	0.00	0.00%	0.00%	\$137,800.00	\$22,200.00	\$21,200.00	\$21,200.00	\$0.00	\$0.00	\$137,800.00	\$137,800.00	\$137,800.00	\$0.00	\$0.00	\$0.00	100.00%	100.00%
Totales										\$192,400.00	\$22,200.00	\$21,200.00	\$21,200.00	\$0.00	\$0.00	\$193,375.00	\$192,400.00	\$192,400.00	\$0.00	\$0.00	\$0.00	99.50%	100.00%

**CERTIFICA**

NG. JORGE ARTURO ENRIQUEZ ROSALES  
GERENTE DEL CESAVENTAY

**CERTIFICA**

ING. MIGUEL ANTONIO FREGOZO RIVERA  
SUBSECRETARIO DE LA SAGADERP

**CERTIFICA**

ING. JOSE LUIS DOMINGUEZ GONZALEZ  
REPRESENTANTE DE SAGARPA